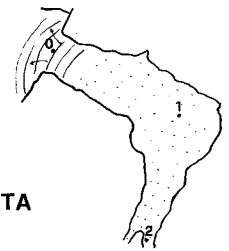
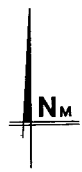
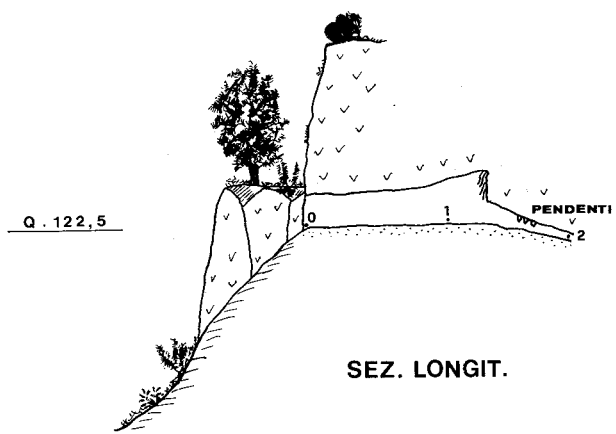


BUCO DELLA PARETE  
752 ER BO



PIANTA

SVIL. SPAZ. : 7,1 M  
SVIL. PLAN. : 7,0 M  
DISLIVELLO : -0,5 M  
RILIEVO : DEMARIA, FRATTARUOLO, GRIMANDI  
GSB & USB - '94



SEZ. LONGIT.



SEZ. TRASV.

